

Welcome to Bitesize Guitar

All our lessons have free tab that you can find at [www.bitesizeguitar.com](http://www.bitesizeguitar.com)

## COMMON BEGINNER GUITAR CHORDS


Every journey starts somewhere, and this is the best place to start if you are planning on mastering the guitar. Or just fancy learning how to strum along with some of your favourite songs.

Wherever your learning experience takes you, learning with Bitesize Guitar is always fun and interesting.

Pages 3 & 4 of this PDF presents the most common beginner guitar chords in the open position for you to learn and memorize. The open position is at the guitar nut in the diagram below. Playing in this position is the most common for acoustic guitar performance as the open strings resonate well and give the acoustic guitar its distinctive sound.

## GUITAR DIAGRAMS WITH STANDARD NAMING CONVENTIONS

### Acoustic Guitar



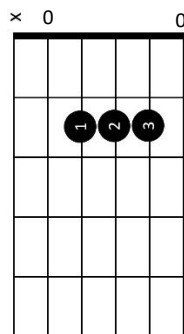
### Electric Guitar



Playing the guitar is very similar between acoustic and electric guitars. Electric guitars can be easier to play as less pressure is required to fret a note. All chords and notes are played in the same way so it doesn't matter which type of guitar you have access to when you are learning.

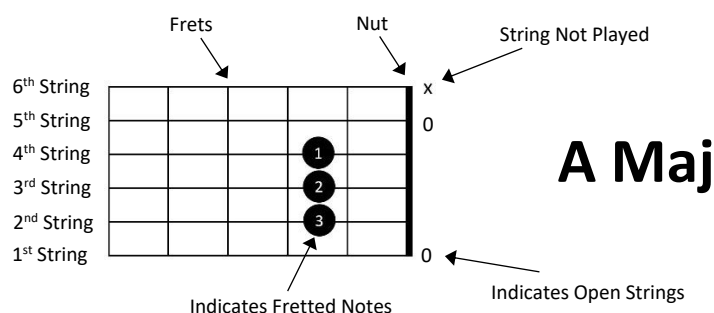
## HOW TO READ A CHORD CHART

Some chord charts are rotated so that the guitar strings are vertical which can be confusing for beginners.



At Bitesize Guitar all our chord charts are presented horizontally.

### A Major Example



The horizontal lines each represent one of the 6 guitar strings. Starting at the top, the 6<sup>th</sup> string is the lowest pitch string closest to the top of the guitar. The highest pitch string is the string closest to the floor and named the 1<sup>st</sup> string. From the 6<sup>th</sup> to the 1<sup>st</sup> the string are tuned to E, A, D, G, B & E.

### Open Strings

Open strings are played without fretting any notes and they ring out to give the distinctive sound of a resonant acoustic guitar.

### X Strings

When playing certain chords if the note is not one of the notes in the chord, it is crossed out. This means that the string is not played during the strumming of that particular chord. For example, in the A Major chord diagram shown above, the lowest pitch note should be the root note A. This A is found on the 5<sup>th</sup> String. Therefore the open E note on the 6<sup>th</sup> string is muted out by touching lightly with the fretting hand thumb or by just not strumming the 6<sup>th</sup> string with the strumming hand.

### Fretted Circles

Black circles in the chord chart indicate which notes should be fretted. To fret a note press the string against the guitar fretboard. The fret reduces the length of the guitar string allowing the correct pitch to be played. Numbers 1-3 above indicate which finger on the fretting hand is recommended to hold down the relevant notes in the chord.

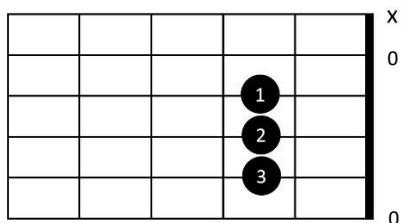
## COMMON BEGINNER GUITAR CHORDS

### Major Chords

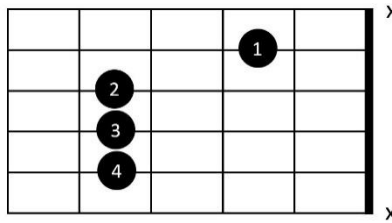
(Notes 1, 3 & 5 of the scale)

See YouTube video on chord construction

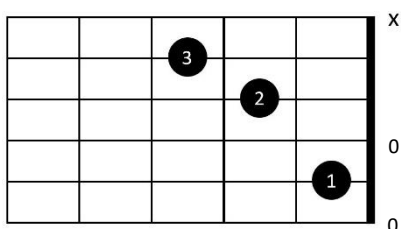
A Maj



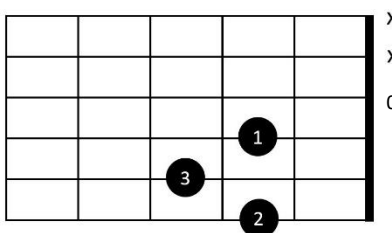
B Maj



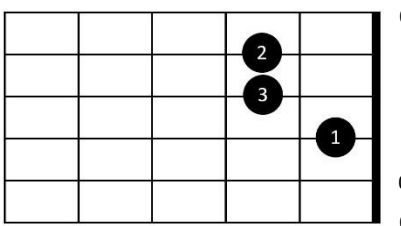
C Maj



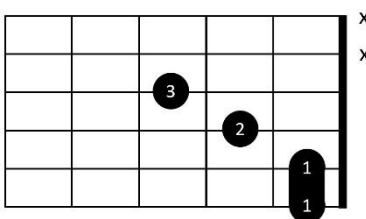
D Maj



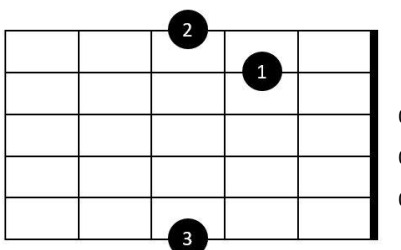
E Maj



F Maj



G Maj



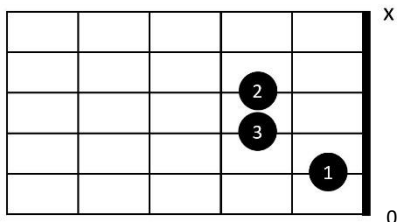
Note these are a small selection of chords aimed at getting beginners accustomed to reading chord charts. Keeping up to date with [www.bitesizeguitar.com](http://www.bitesizeguitar.com) is the best way to grow and develop your guitar chord knowledge and proceed on your own guitar journey to reach your music goals. And remember most of all to enjoy yourself and have fun learning to play the greatest instrument of all, THE GUITAR!

## COMMON BEGINNER GUITAR CHORDS

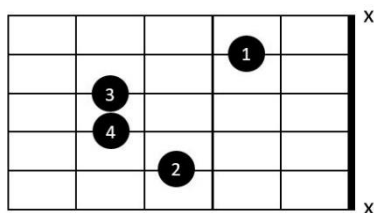
Minor Chords

(Notes 1, 3b & 5 of the scale) See YouTube video on chord construction

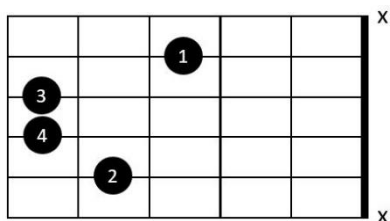
A Min



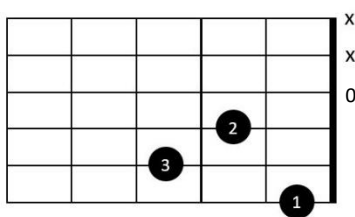
B Min



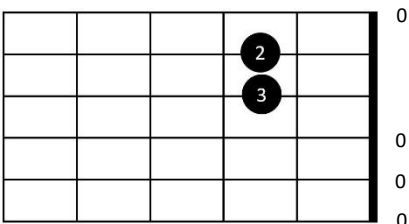
C Min



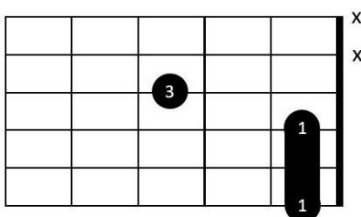
D Min



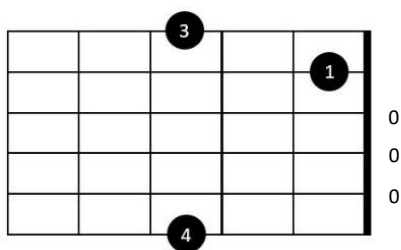
E Min



F Min



G Min



Note these are a small selection of chords aimed at getting beginners accustomed to reading chord charts. Keeping up to date with [www.bitesizeguitar.com](http://www.bitesizeguitar.com) is the best way to grow and develop your guitar chord knowledge and proceed on your own guitar journey to reach your music goals. And remember most of all to enjoy yourself and have fun learning to play the greatest instrument of all, THE GUITAR!